

This drawing is an instrument of service only, and is, and shall remain, the property of Stock&Noble Fencing Solutions. No reproduction or other use shall be made by any person or firm without written permission of Stock&Noble Fencing Solutions.

Written dimensions on this drawing shall have precedence over any scaled dimension. Do not scale this drawing for accurate dimensions, and notify Stock&Noble Fencing Solutions of any discrepancies.



19 RICHARDS ROAD, HUFFERS CROSSING, VIC, 3029

[illegible]

REV.	DATE	DESCRIPTION
------	------	-------------

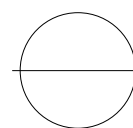
OWNER AND ADDRESS:

PROJECT NAME AND ADDRESS:

1 RAIL PREMIUM  
STEEL POST & RAIL

PROJECT	SHEET NO.
DATE	
SCALE	

\*OVERALL FENCE HEIGHT CAN BE VARIED BY HOW DEEP YOU DIG IN THE POSTS – SHOWN DIMENSIONS ARE ONLY A SUGGESTION.



SCALE 1:30 MTS

MEASUREMENTS SHOWN ARE A GUIDE ONLY. ALL ONSITE MEASUREMENTS SHOULD BE DOUBLE-CHECKED BEFORE MAKING PERMANENT.

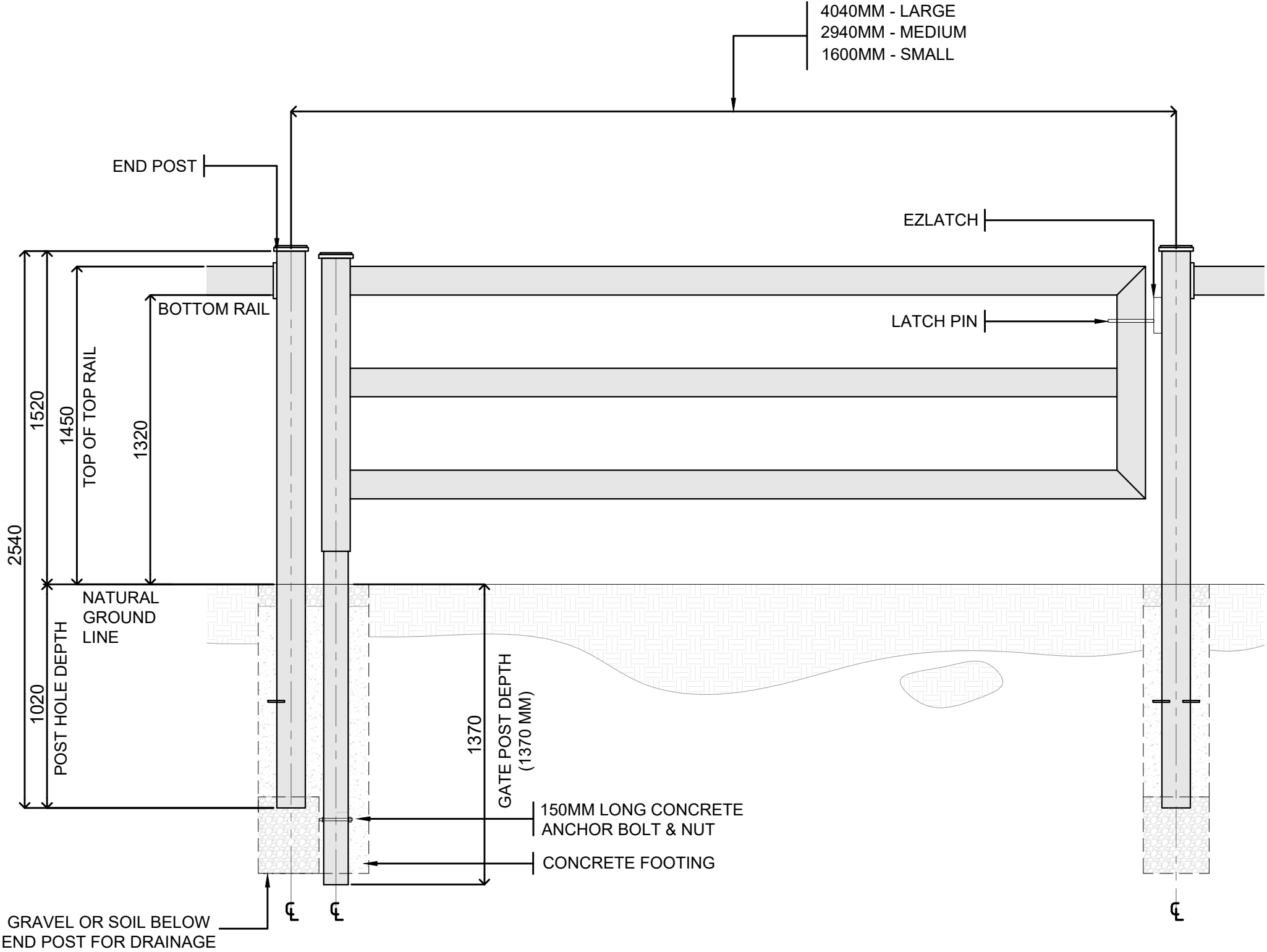
# SINGLE GATE DIMENSIONS

Written dimensions on this drawing shall have precedence over any scaled dimension. Do not scale this drawing for accurate dimensions, and notify Stock&Noble Fencing Solutions of any discrepancies.

**Stock**



**Noble**  
Fencing Solutions

[illegible]

 SINGLE GATE DETAIL

SCALE 1:30 MTS

MEASUREMENTS SHOWN ARE A GUIDE ONLY. ALL ONSITE MEASUREMENTS SHOULD BE DOUBLE-CHECKED BEFORE MAKING PERMANENT.

[illegible]

-THE MEASUREMENTS IN THIS DRAWING ALLOW FOR EZY LATCH MOUNTING.  
- IF NOT FITTING EZY LATCH SUBTRACT 40MM FROM OVERALL LENGTH.

Written dimensions on this drawing shall have precedence over any scaled dimension. Do not scale this drawing for accurate dimensions, and notify Stock&Noble Fencing Solutions of any discrepancies.

---



MEASUREMENTS SHOWN ARE A GUIDE ONLY. ALL ONSITE MEASUREMENTS SHOULD BE DOUBLE-CHECKED BEFORE MAKING PERMANENT.

REV.	DATE	DESCRIPTION
OWNER AND ADDRESS:		

PROJECT	SHEET NO.
DATE	
SCALE	

Written dimensions on this drawing shall have precedence over any scaled dimension. Do not scale this drawing for accurate dimensions, and notify Stock&Noble Fencing Solutions of any discrepancies.

THE MEASUREMENTS IN THIS DRAWING ALLOW FOR EZY LATCH MOUNTING.



MEASUREMENTS SHOWN ARE A GUIDE ONLY. ALL ONSITE MEASUREMENTS SHOULD BE DOUBLE-CHECKED BEFORE MAKING PERMANENT.

**Stock**  **Noble**  
Fencing Solutions

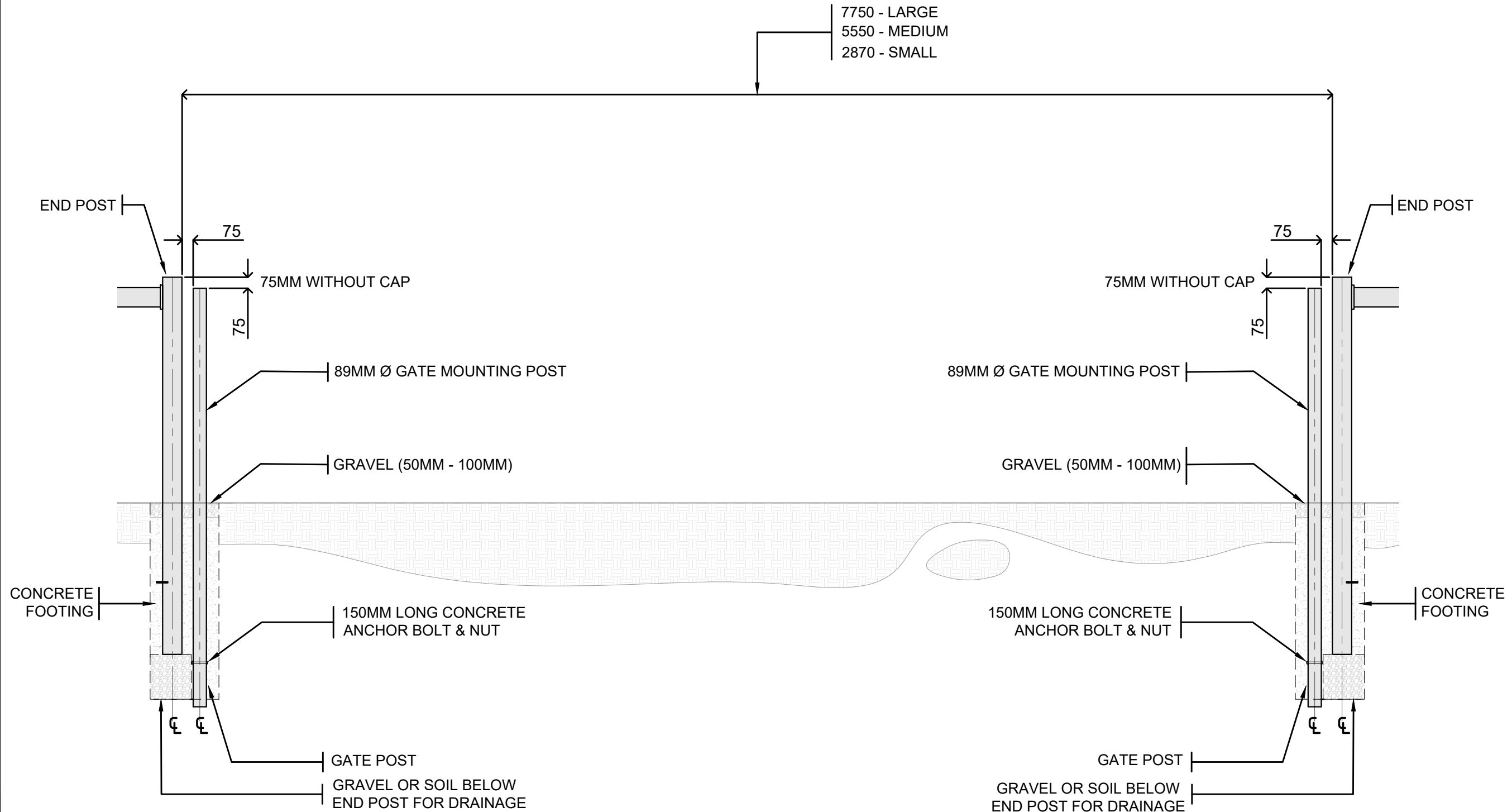
19 RICHARDS ROAD, HOPPERS CROSSING, VIC, 3029

[illegible]

## DOUBLE GATE SET UP

-THE MEASUREMENTS IN THIS DRAWING ALLOW FOR EZY LATCH MOUNTING.  
- IF NOT FITTING EZY LATCH SUBTRACT 40MM FROM OVERALL LENGTH.

7750 - LARGE  
5550 - MEDIUM  
2870 - SMALL



 **GATE DETAIL**

---

SCALE 1:40 MTS

MEASUREMENTS SHOWN ARE A GUIDE ONLY. ALL ONSITE MEASUREMENTS SHOULD BE DOUBLE-CHECKED BEFORE MAKING PERMANENT.

This drawing is an instrument of service only, and is, and shall remain, the property of Stock&Noble Fencing Solutions. No reproduction or other use shall be made by any person or firm without written permission of Stock&Noble Fencing Solutions.

Written dimensions on this drawing shall have precedence over any scaled dimension. Do not scale this drawing for accurate dimensions, and notify Stock&Noble Fencing Solutions of any discrepancies.

**Stock**  **Noble**  
Fencing Solutions

19 RICHARDS ROAD, HOPPERS CROSSING, VIC, 3029

[illegible]

REV.	DATE	DESCRIPTION
OWNER AND ADDRESS:		

OWNER AND ADDRESS:

PROJECT NAME AND ADDRESS:

1 RAIL PREMIUM  
STEEL POST & RAIL

PROJECT	SHEET NO.
DATE	
SCALE	