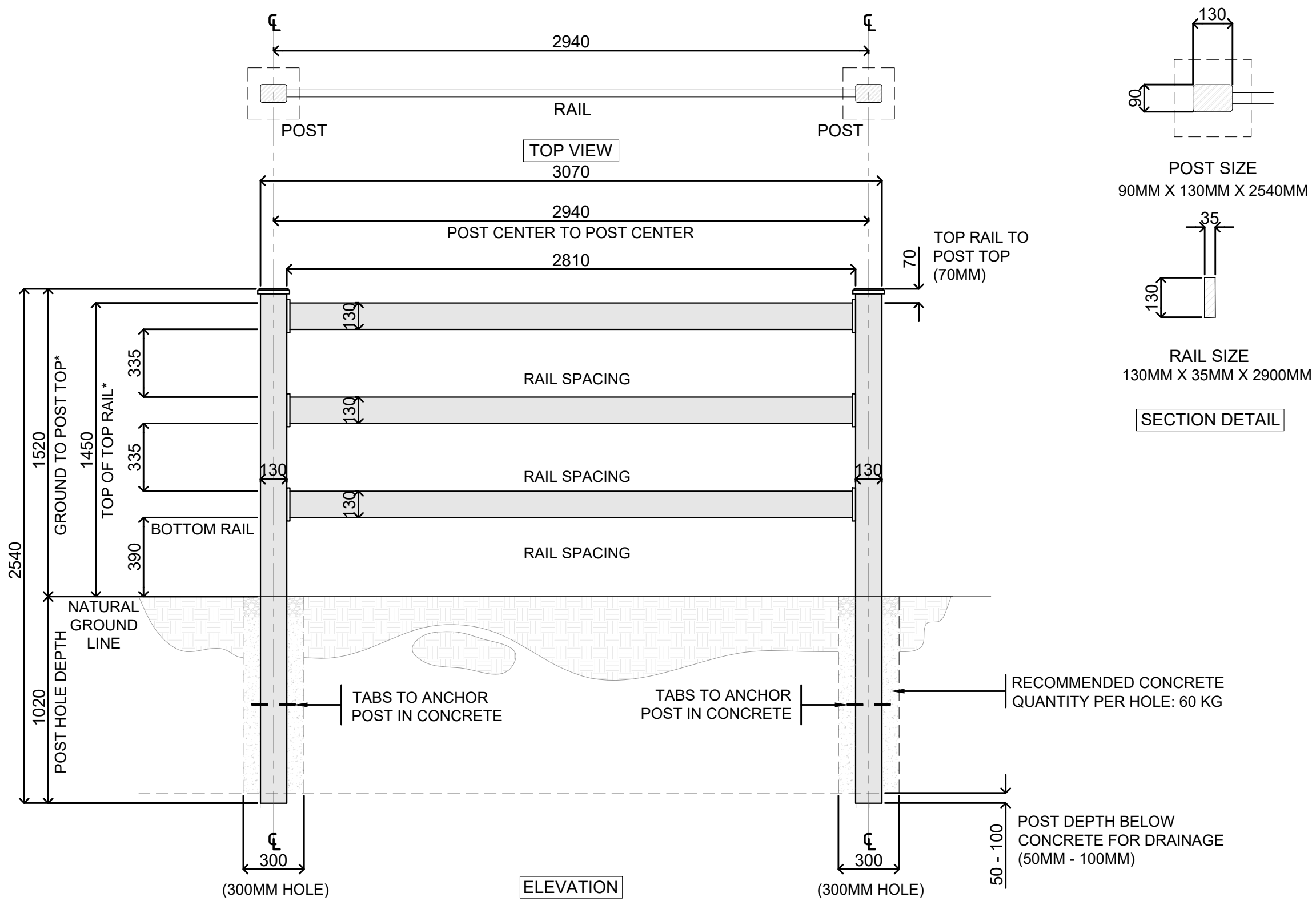


3 RAIL PREMIUM STEEL POST & RAIL DIMENSIONS

This drawing is an instrument of service only, and is, and shall remain, the property of Stock&Noble Fencing Solutions. No reproduction or other use shall be made by any person or firm without written permission of Stock&Noble Fencing Solutions.

Written dimensions on this drawing shall have precedence over any scaled dimension. Do not scale this drawing for accurate dimensions, and notify Stock&Noble Fencing Solutions of any discrepancies.



*OVERALL FENCE HEIGHT CAN BE VARIED BY HOW DEEP YOU DIG IN THE POSTS - SHOWN DIMENSIONS ARE ONLY A SUGGESTION.

TYP. FENCE DETAIL
SCALE 1:30 MTS

MEASUREMENTS SHOWN ARE A GUIDE ONLY. ALL ONSITE MEASUREMENTS SHOULD BE DOUBLE-CHECKED BEFORE MAKING PERMANENT.

Noble Fencing Solutions
Stock

19 RICHARDS ROAD, HOPPERS CROSSING, VIC, 3029

REV.	DATE	DESCRIPTION

OWNER AND ADDRESS:

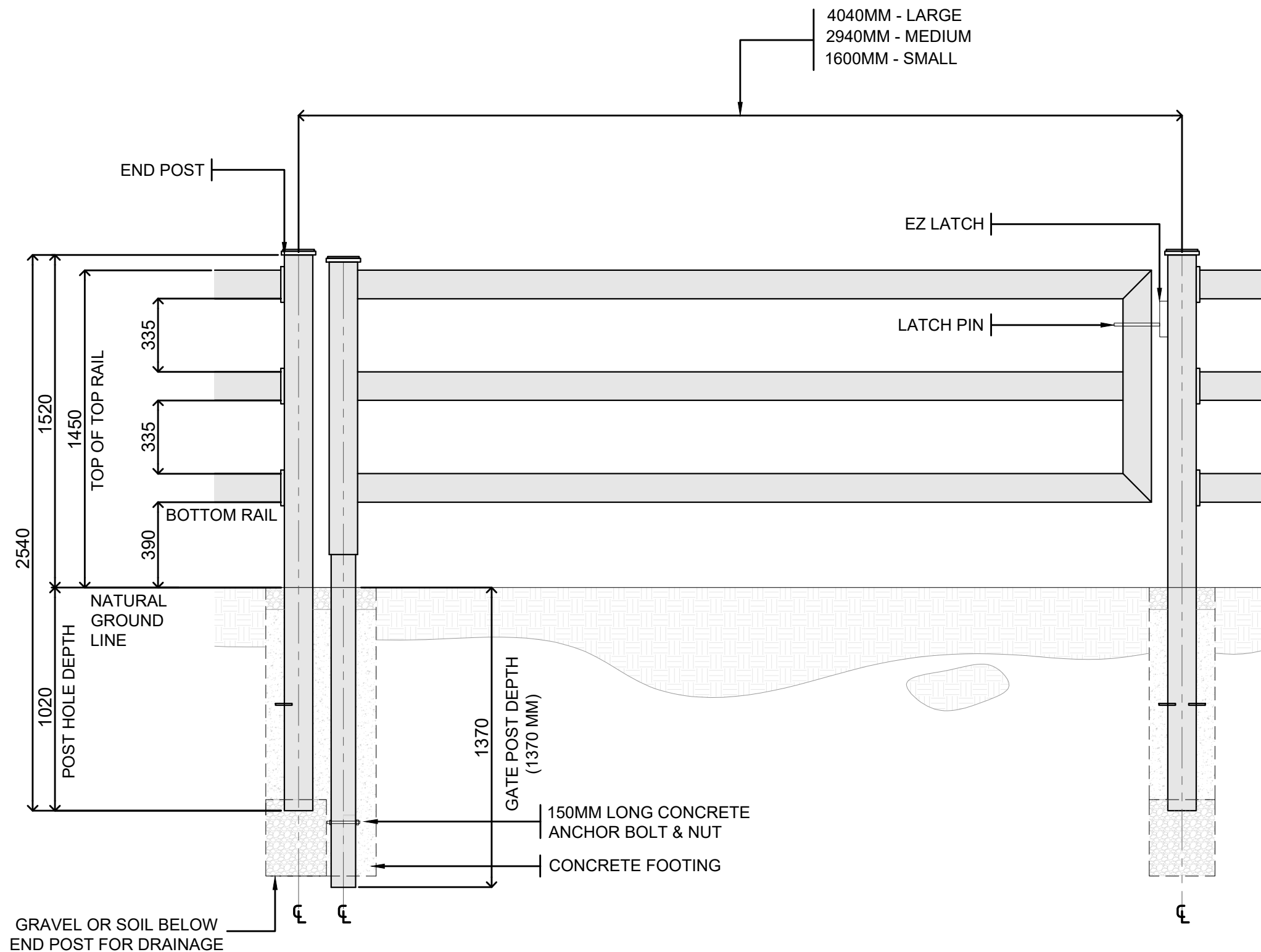
PROJECT NAME AND ADDRESS:
3 RAIL PREMIUM STEEL POST & RAIL

PROJECT	SHEET NO.
DATE	
SCALE	

This drawing is an instrument of service only, and is, and shall remain, the property of Stock&Noble Fencing Solutions. No reproduction or other use shall be made by any person or firm without written permission of Stock&Noble Fencing Solutions.

Written dimensions on this drawing shall have precedence over any scaled dimension. Do not scale this drawing for accurate dimensions, and notify Stock&Noble Fencing Solutions of any discrepancies.

SINGLE GATE DIMENSIONS



SINGLE GATE DETAIL
SCALE 1:30 MTS

MEASUREMENTS SHOWN ARE A GUIDE ONLY. ALL ONSITE MEASUREMENTS SHOULD BE DOUBLE-CHECKED BEFORE MAKING PERMANENT.

REV.	DATE	DESCRIPTION

OWNER AND ADDRESS:

PROJECT NAME AND ADDRESS:

**3 RAIL PREMIUM
STEEL POST & RAIL**

PROJECT	SHEET NO.
DATE	
SCALE	

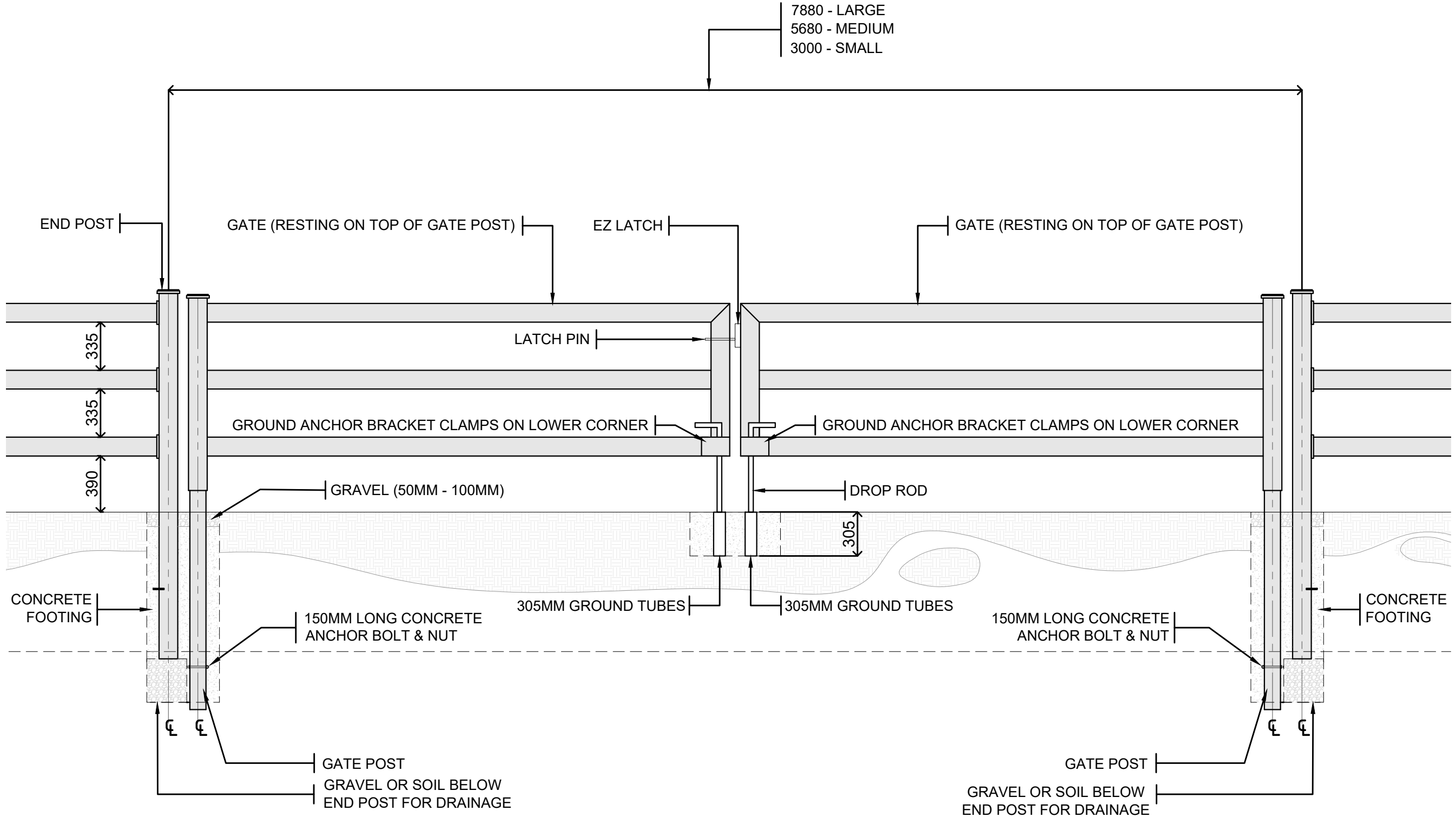
This drawing is an instrument of service only, and is, and shall remain, the property of Stock&Noble Fencing Solutions. No reproduction or other use shall be made by any person or firm without written permission of Stock&Noble Fencing Solutions.

Written dimensions on this drawing shall have precedence over any scaled dimension. Do not scale this drawing for accurate dimensions, and notify Stock&Noble Fencing Solutions of any discrepancies.

DOUBLE GATE DIMENSIONS

-THE MEASUREMENTS IN THIS DRAWING ALLOW FOR EZY LATCH MOUNTING.
 - IF NOT FITTING EZY LATCH SUBTRACT 40MM FROM OVERALL LENGTH.

- 7880 - LARGE
- 5680 - MEDIUM
- 3000 - SMALL



DOUBLE GATE DETAIL
 SCALE 1:40 MTS

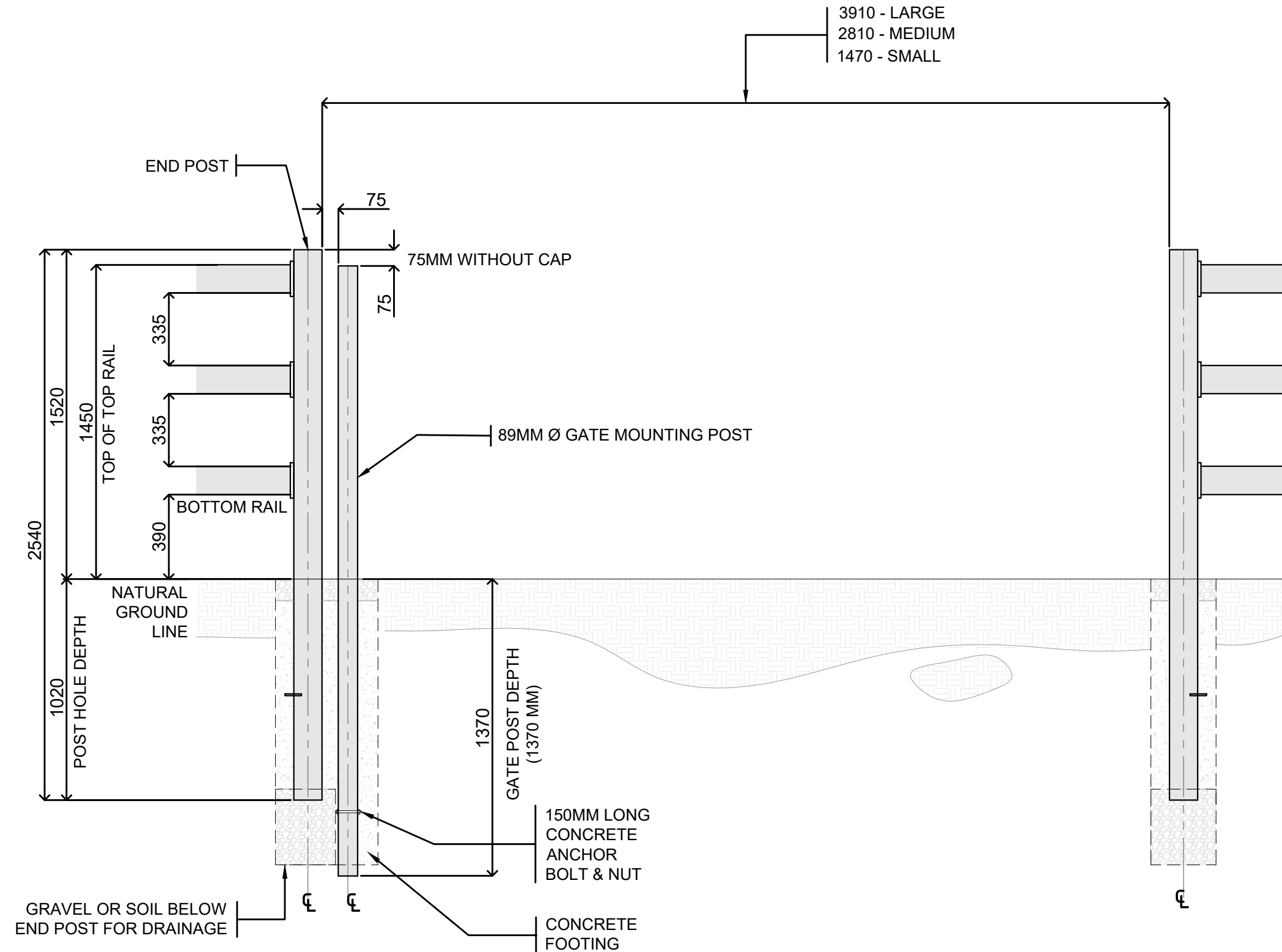
MEASUREMENTS SHOWN ARE A GUIDE ONLY. ALL ONSITE MEASUREMENTS SHOULD BE DOUBLE-CHECKED BEFORE MAKING PERMANENT.

Stock Noble
 Fencing Solutions
 19 RICHARDS ROAD, HOPPERS CROSSING, VIC, 3029

REV.	DATE	DESCRIPTION
OWNER AND ADDRESS:		
PROJECT NAME AND ADDRESS:		
3 RAIL PREMIUM STEEL POST & RAIL		
PROJECT	SHEET NO.	
DATE		
SCALE		

SINGLE GATE SET UP

THE MEASUREMENTS IN THIS DRAWING ALLOW FOR EZY LATCH MOUNTING.



GATE DETAIL
SCALE 1:30 MTS

MEASUREMENTS SHOWN ARE A GUIDE ONLY. ALL ONSITE MEASUREMENTS SHOULD BE DOUBLE-CHECKED BEFORE MAKING PERMANENT.

This drawing is an instrument of service only, and is, and shall remain, the property of Stock&Noble Fencing Solutions. No reproduction or other use shall be made by any person or firm without written permission of Stock&Noble Fencing Solutions.

Written dimensions on this drawing shall have precedence over any scaled dimension. Do not scale this drawing for accurate dimensions, and notify Stock&Noble Fencing Solutions of any discrepancies.



19 RICHARDS ROAD, HOPPERS CROSSING, VIC, 3029

REV.	DATE	DESCRIPTION

OWNER AND ADDRESS:

PROJECT NAME AND ADDRESS:

3 RAIL PREMIUM STEEL POST & RAIL

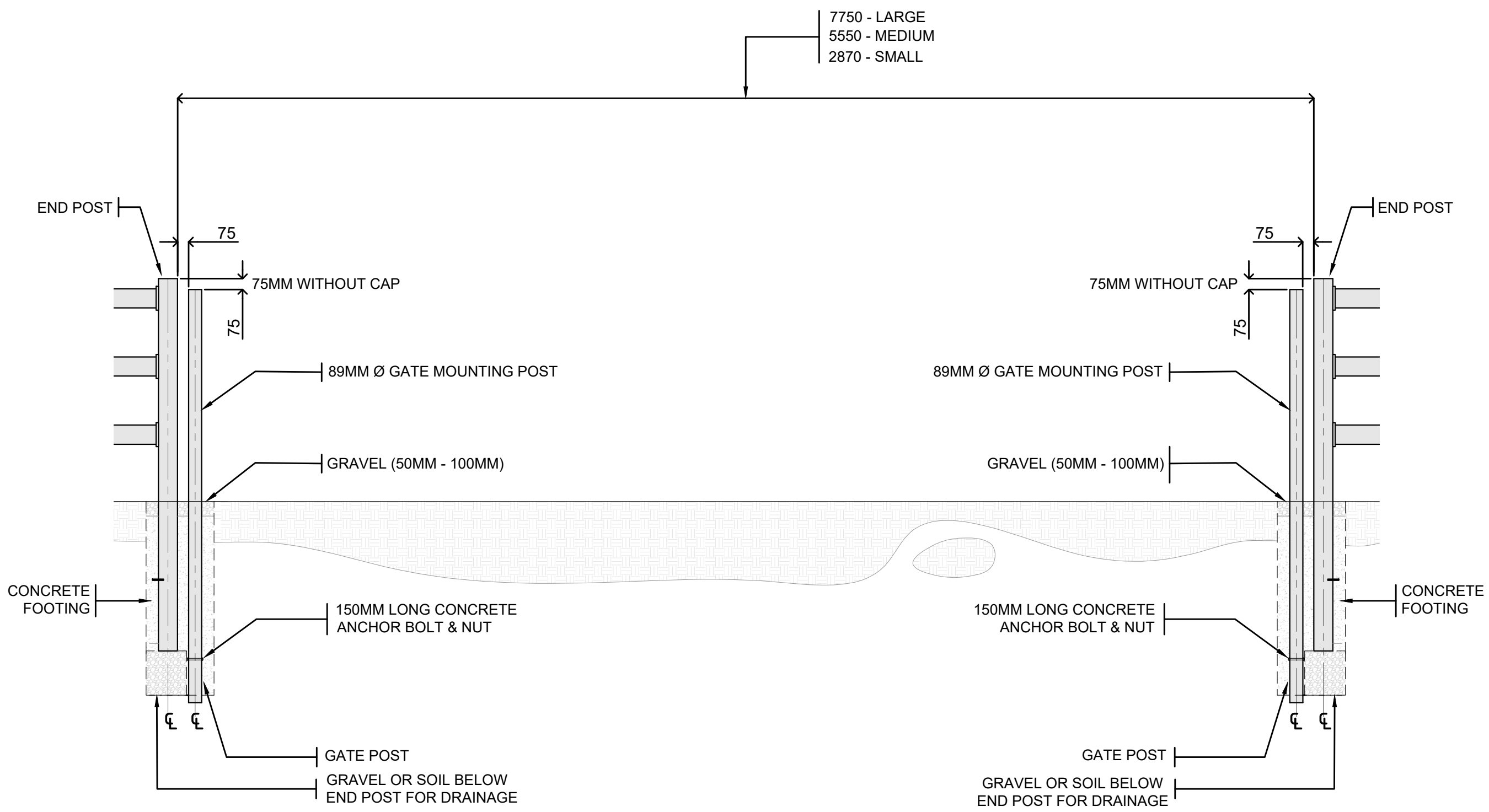
PROJECT	SHEET NO.
DATE	
SCALE	

This drawing is an instrument of service only, and is, and shall remain, the property of Stock&Noble Fencing Solutions. No reproduction or other use shall be made by any person or firm without written permission of Stock&Noble Fencing Solutions.

Written dimensions on this drawing shall have precedence over any scaled dimension. Do not scale this drawing for accurate dimensions, and notify Stock&Noble Fencing Solutions of any discrepancies.

DOUBLE GATE SET UP

-THE MEASUREMENTS IN THIS DRAWING ALLOW FOR EZY LATCH MOUNTING.
 - IF NOT FITTING EZY LATCH SUBTRACT 40MM FROM OVERALL LENGTH.



GATE DETAIL
 SCALE 1:40 MTS

MEASUREMENTS SHOWN ARE A GUIDE ONLY. ALL ONSITE MEASUREMENTS SHOULD BE DOUBLE-CHECKED BEFORE MAKING PERMANENT.



19 RICHARDS ROAD, HOPPERS CROSSING, VIC, 3029

REV.	DATE	DESCRIPTION

OWNER AND ADDRESS:

PROJECT NAME AND ADDRESS:

3 RAIL PREMIUM STEEL POST & RAIL

PROJECT	SHEET NO.
DATE	
SCALE	